


✓ Patented lamp connector provides user safety and easy servicing



^ Sleeves and wiper can be changed quickly and easily by a single operator

ProLine PQ WW AL

NWRI VALIDATED UV TREATMENT FOR WASTE WATER REUSE

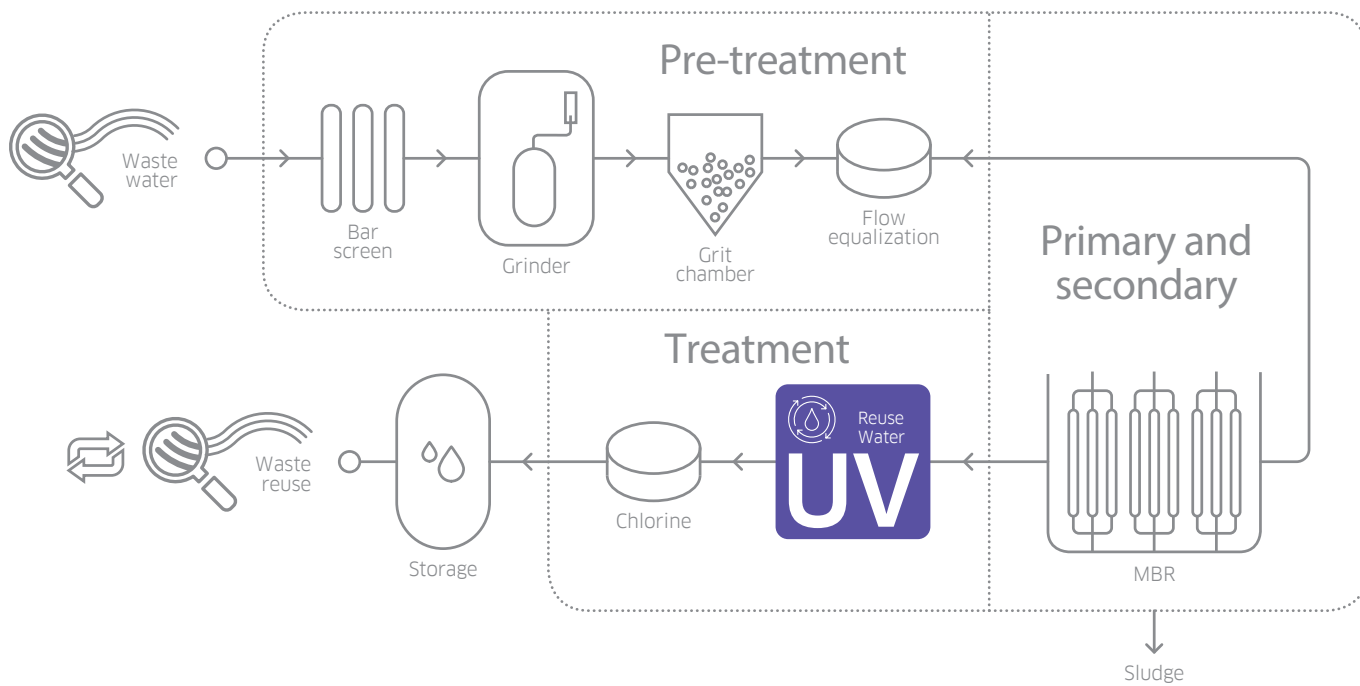
Our **ProLine PQ WW AL** UV systems are low energy, amalgam lamp systems optimised to deliver effective UV treatment for waste water reuse. They integrate an innovative multiple low pressure lamp chamber design with sensors and intelligent control technology to automatically deliver optimum treatment performance with high operational efficiency.

They will eliminate harmful micro-organisms, reduce bio-burden, protect against bio-fouling and lower operating costs. Each system comes with a certified dry UV sensor and a UV dose read out to monitor and log performance.

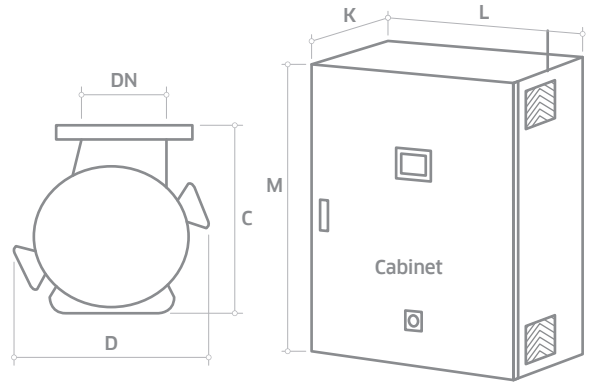
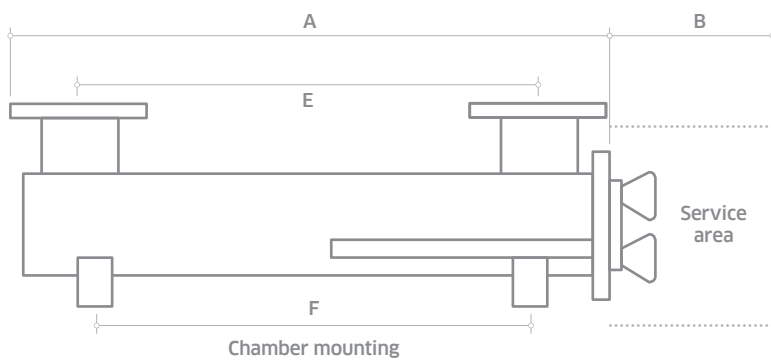


Application
Optimised UV for
Waste Water Reuse

POTENTIAL LOCATION OF PROLINE PQ WW AL™ IN DECENTRALIZED TREATMENT SYSTEM



KEY FEATURES	WHAT IT GIVES YOU	BENEFITS FOR YOU
INTELLIGENCE		
UV sensor	Continuous verification of performance with real time red UV dose reading and in-built low UV dose alarm	Easy to monitor and log system performance
Flow and UV transmittance (UVT) meter inputs	Stepless adjustment of lamp power based on real time operating conditions	Optimised use of energy, saving operating costs
OPTIMISATION		
Multiple low pressure lamps	Provides optimum wavelength to treat your reuse and waste water	No chemicals
	High treatment capacity	Compact footprint and reduced operating cost
Innovative chamber design	Maximises the water's exposure to UV light	Reduces energy costs
Designed for reuse and waste water applications	Flanged connections, high standard internal finish	Designed to international standards
	Automatic wiper	Self cleaning to maintain performance
INTEGRATION		
Designed for your process	*Skid mountable	Easy to install
*Option		



MODEL NUMBER	MAX POWER (KW)		DIMENSIONS (MM)										APPROX WEIGHT (KG)	
	Starting	Running	Chamber							Control			Chamber (Empty)	Control Cabinet
			A	B	C	D	E	F	DN	K*	L	M**		
ProLine PQ AL 100	2.4	1.2-2.4	1710	1500	420	400	1417	1372	150	300	800	1000	150	70
ProLine PQ AL 300	7.2	3.6-7.2	1800	1500	605	560	1372	1475	250	400	1200	1200	300	140

All dimensions are approximate for clearance purposes only. We have a policy of continuous product development, exact drawings are available on request.

All specifications are subject to change without notification. Your distributor or our account manager can advise on correct sizing and specification requirements.

* Allow dimension L in front of cabinet for door opening and panel access.

** M dimension includes the space for the cabinet mounting brackets but you need to allow space below the cabinet for cable entry and access (minimum of 250 mm).

UV CHAMBER

Material:	StSt 316L / 1.4404
Internal finish:	As made pipe and tube, <0.8 µm RA, welds ground out, electropolished and passivated
External finish:	Brushed to K280, electropolished and passivated
Process (mating) connections:	Flange EN 1092-1 PN16
Drain connection:	BSP socket
End plate:	Removable end plate
Degree of protection:	IP54 equivalent to NEMA 12 but not for outside use
Arc tube (lamp):	Low pressure
Arc tube enclosure:	Pure quartz (F200)
Number of arc tubes (lamps):	4 (PQ AL 100), 12 (PQ AL 300)
Expected lamp life:	9000 hours
Temperature sensor:	Yes
UV sensor:	Calibrated DVGW compliant dry sensor
Working fluid temperature:	5°C to 40°C
Hydrostatically pressure tested:	Yes
Wiper:	Automatic (electrically driven)
Chamber mounting:	Horizontal only
Operating pressure:	10 bar (positive pressure only)
Seals:	EPDM, ADI free, EC 1935/2004, FDA 21 CFR 177.2600 approved

OPTIONS

Document Support Pack
Cabinet material: Stainless steel 304, IP54 (NEMA 12)
Cabinet material: Stainless steel 304 with air conditioning (5-50°C), IP66 (NEMA 4x), relative humidity <95% non condensing. See sales drawings for sizes
Operation and Maintenance manual and printed Installation and Commissioning manual in Chinese, English, French, German and Spanish
Flange options: ANSI 150, JIS, Table 'E'
Lead length: 20 and 29 m
Welder Document Pack for chamber construction
Skid mounting (not shipboard or earthquake zone)
Air vent connection
In field UV reference sensor kit
UL 508A labeled for cabinet

CABINET (CONTROLLER UVTOUCH)

Material:	Polyester coated carbon steel
Degree of protection:	IP54 / NEMA 12
Supply voltages:	AL 100: 200-277V (-5/+10) 1L+N, 2L 50/60Hz 345-480V (-5/+10) 3L+N, 50/60Hz AL 300: 345-480V (-5/+10) 3L+N, 50/60Hz
Operating temp range:	5°C to 40°C
Relative humidity:	<85% non-condensing
Cooling fans:	Yes
Variable power:	Stepless variable power (50% reduction from maximum ballast power)
Interconnecting cable lengths:	10 m to chamber

CUSTOMER OUTPUTS

4-20 mA outputs:	UV RED dose, lamp driven output power (%)
VFC outputs:	System ready, system stand by, system running, common warning, common trip, system in remote

CUSTOMER INPUTS

4-20 mA active or passive inputs:	Flow meter and transmittance meter
VFC inputs:	Remote stop/start, remote reset, remote clear message, remote set power high

CUSTOMER COMMUNICATIONS PORT

Modbus RS 485 serial RTU for SCADA connection

APPROVALS

CE marked, NWRI validated (PQ WW AL 100 only)



ProLine PQ WW AL

Also available in our Waste Water product range...



**PROLINE
PQ WW IL**

Range of medium pressure products with NWRI validation for waste water reuse



**PROLINE
WW IL**

Range of compact medium pressure products for waste water treatment

Canada

+1 980 256 5700
americas@nuvonicuv.com

China

+86 21 6167 9599
apac@nuvonicuv.com

Germany

+44 175 351 5300
emea@nuvonicuv.com

Malaysia

+60 16 440 8834
sea@nuvonicuv.com



Mexico

+1 980 256 5700
americas@nuvonicuv.com

United Kingdom

+44 175 351 5300
emea@nuvonicuv.com

USA

+1 980 256 5700
americas@nuvonicuv.com



NUVONIC

A Halma company

formerly Aquionics, Berson, Hanovia and Orca GmbH

