

PharmaLine DC PH

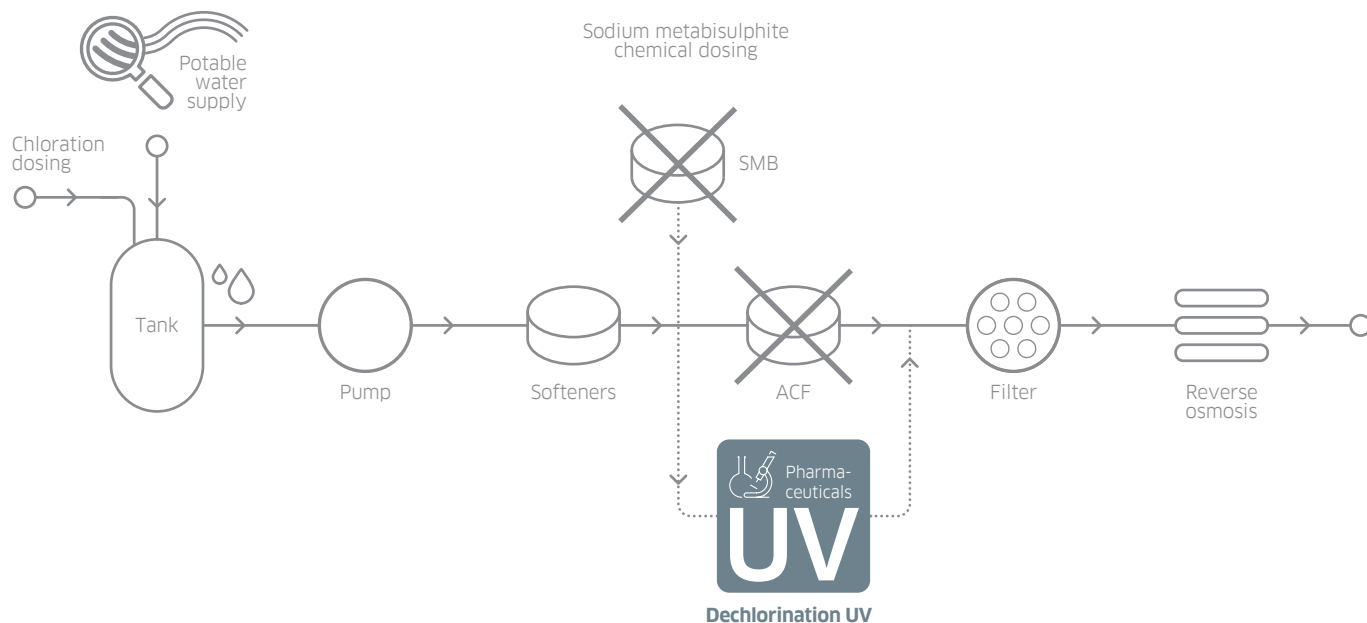
UV DECHLORINATION FOR PHARMACEUTICALS

Our **PharmaLine DC PH** UV systems deliver guaranteed high UV doses for effective free chlorine removal and treatment for the pharmaceutical and cosmetic industries. By using UV to remove the free chlorine we protect RO membranes and ion-exchange technologies (EDI) from both residual free chlorine and bio-fouling. UV dechlorination provides distinct advantages over traditional technologies such as Activated Carbon Filtration (ACF) or Sodium Metabisulphite dosing (SMB). These chlorine removal methods are prone to microbial contamination and require significantly more operator involvement and plant room space than UV leading to higher lifetime costs.

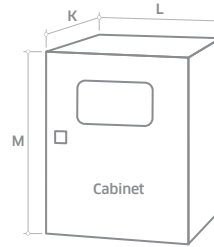
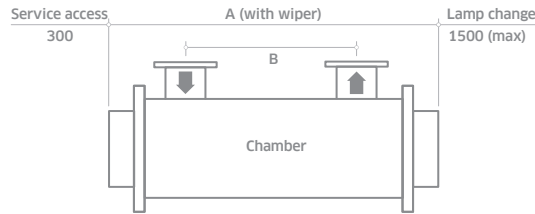
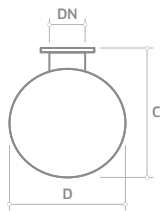


Application
Optimised UV for
Pharmaceuticals

POTENTIAL LOCATION OF THE PHARMALINE DC PH™



KEY FEATURES	WHAT IT GIVES YOU	BENEFITS FOR YOU
INTELLIGENCE		
UV intensity monitor	Continuous verification of performance with in-built low intensity alarm	Easy to monitor and log system performance
OPTIMISATION		
Medium pressure lamp	Provides high intensity UV light at 200 to 400 nm wavelengths ideal for the destruction of free chlorine (HOCl and OCl ⁻)	Prolongs the life of RO and EDI equipment by removing free chlorine
	Chemical free reduction of free chlorine	No risk of contamination or running out of chemical
	Unlike ACF does not require backwashing or media replacement	Saves on water and maintenance costs
	Provides high intensity active wavelengths to treat the water	Prolongs the life of RO and EDI equipment compared to ACF by reducing the bio-burden
Designed for pre-treatment processes in the pharmaceutical industry	Flanged connections, standard internal finish FDA-approved materials used for all wetted parts	Reduced system costs when cGMP design not required Industry compliant materials
Option of sanitary design for the pharmaceutical industry based on cGMP principles	Sanitary design with <0.38 µm internal surface finish and tri-clamp connections as standard	Industry compliance; reduced risk of microbiological contamination; enhances control of your process as part of a multi-barrier system
INTEGRATION		
Compact design	Can be fitted to skids Can be retrofitted to existing process	Easy integration
Robust design	Maximum of 2 service visits annually	Easy to maintain compared to ACF and SMB dosing



All dimensions are approximate for clearance purposes only. We have a policy of continuous product development, exact drawings are available on request. All specifications are subject to change without notification. Your distributor or our account manager can advise on correct sizing and specification requirements.

- * Allow dimension L in front of cabinet for door opening and panel access.
- ** M dimension includes the space for the cabinet mounting brackets but you need to allow space below the cabinet for cable entry and access (minimum of 250 mm).

MODEL NUMBER	MAX POWER (KW)	MIN T10(%)	DIMENSIONS (MM)							APPROX WEIGHT (KG)			
			Chamber				Cab. No***	Cabinet (fan cooled)		Chamber Empty	Cabinet Fan cooled		
			A	B	C	D		DN	K*	L	M**		
PharmaLine DC PH 50	1.6	85	850	280	319	240	40	1	330	750	850	45	75
PharmaLine DC PH 100	2.7	85	1300	682	319	240	40	1	330	750	850	50	85
PharmaLine DC PH 200	4.2	85	1300	674	319	240	40	1	330	750	850	50	95
PharmaLine DC PH 230	4.2	85	1300	674	319	240	50	1	330	750	850	50	95
PharmaLine DC PH 250	5.8	85	1300	674	319	240	40	1	330	900	1100	50	160
PharmaLine DC PH 300	5.8	85	1300	674	319	240	50	1	330	900	1100	50	160
PharmaLine DC PH 305	5.8	85	1300	674	319	240	65	1	330	900	1100	50	160
PharmaLine DC PH 315	7.8	85	1300	674	420	290	80	1	330	1100	1100	50	160
PharmaLine DC PH 320	12.5	85	1300	674	420	290	80	1	330	1100	1100	50	290
PharmaLine DC PH 360	16.5	85	1300	674	420	290	100	1	330	1100	1600	65	310
PharmaLine DC PH 400	25.2	85	1300	674	505	410	50	1 CC	330	900	1100	140	165
								1 PC	330	1100	1600		282
PharmaLine DC PH 500	25.2	85	1300	674	505	410	100	1 CC	330	900	1100	140	165
								1 PC	330	1100	1600		282
PharmaLine DC PH 600	25.2	85	1300	674	505	410	150	1 CC	330	900	1100	140	165
								1 PC	330	1100	1600		282

UV CHAMBER

Material:	Stainless steel 316L / 1.4404
Internal finish:	As made pipe and tube, welds as laid, electropolished and passivated
External finish:	Sateen polish (120 grit) electropolished and passivated
Process (mating) connections:	Flange EN 1092-1 PN16
Drain connection:	Tri-clamp
End plate:	Removable end plate
Degree of protection:	IP65 equivalent to NEMA 4 but not for outside use
Arc tube (lamp):	Medium pressure
Arc tube enclosure:	Pure quartz (F200)
Number of arc tubes (lamps):	1 (DC PH 50-315), 3 (DC PH 320), 4 (DC PH 360), 6 (DC PH 400-600)
Expected lamp life:	8000 hours, 4000 hours DC 250 and 300
Temperature sensor:	Yes
UV monitor:	Wet UV monitor
Working fluid temperature:	1°C to 60°C (80°C unwiped)
Maximum CIP temperature:	95°C with cabinet electrically isolated
Hydrostatically pressure tested:	Yes to PED requirements EN 13445
Chamber mounting:	Horizontal only
Operating pressure:	6 bar (positive pressure only)
Seals:	EPDM, FDA 21 CFR 177.2600, USP Class VI 121°C approved

OPTIONS

Document Support Pack
Cabinet material: Stainless steel 316
Operation and Maintenance manual and printed Installation and Commissioning manual in Chinese, English, French, German and Spanish
Wiper: Automatic (electrically driven)
Quartz sleeve F240 (reduces performance)
Flange options: ANSI 150, JIS, Table 'E' and tri-clamp
Chamber internal finish: <0.38 µm welds polished out, electropolished and passivated
Lead length: 20 m, 30 m or 50 m cabinet to chamber
Welder Document Pack for chamber construction
Maximum CIP temperature: 130°C (panel switched off)

OPTIONS (CONTINUED)

Bleed valve: Hygienic valve with tri-clamp connection
Skid mounting (not shipboard or earthquake zone)
Operating pressure: 10 bar
Air vent connection: Tri-clamp blanked off
Stainless steel cabinet with air to air heat exchangers IP 56, NEMA 4X, relative humidity <95% non condensing. If fitted no UL listing. See sales drawings for sizes.
Aggressive water package: For 400 ppm to 20000 ppm chloride water
UVShield™: Power cut-out for lamp access (except DC 320 to 500)
Water leak detection: Detects water leaks from quartz sleeve (except DC 320 to 500)

CABINET (CONTROLLER PHOTON)

Material:	Polyester coated carbon steel
Degree of protection:	IP54 NEMA 12
Supply voltages (nominal):	DC PH 50-100: 95 V to 260 V (+/-10%) DC PH 200-300: 190 V to 480 V (+/-10%) DC PH 320-500: 380 V to 480 V (+/-10%) 50/60 Hz
Operating temperature range:	5°C to 40°C
Relative humidity:	<85% non-condensing
Cooling fans:	Yes
Interconnecting cable lengths:	10 m cabinet to chamber

CUSTOMER OUTPUTS

4-20 mA passive output:	UV intensity %
VFC outputs:	System warning, lamp ready, low UV intensity, common trip, remote reset, ELCB or water leak, system available, local or remote mode

CUSTOMER INPUTS

4-20 mA passive or active input:	Flow meter
VFC inputs:	Remote stop/start and remote reset

CUSTOMER COMMUNICATIONS PORT

None

APPROVALS

CE marked, UL listed E 149108



PharmaLine DC PH

Also available in our Pharmaceutical product range...



**PHARMALINE
PQ+PQH**

3rd party validated systems for critical treatment or as a pathogen barrier



**PHARMALINE
D+DH**

Treatment as part of a multi barrier approach or secondary maintenance



**PHARMALINE
DO**

Ozone removal and treatment

Canada

+1 980 256 5700
americas@nuvonicuv.com

China

+86 216 167 9599
apac@nuvonicuv.com

Germany

+44 175 351 5300
emea@nuvonicuv.com

Malaysia

+60 16 440 8834
sea@nuvonicuv.com



Mexico

+1 980 256 5700
americas@nuvonicuv.com

United Kingdom

+44 175 351 5300
emea@nuvonicuv.com

USA

+1 980 256 5700
americas@nuvonicuv.com



NUVONIC

A Halma company

formerly Aquionics, Berson, Hanovia and Orca GmbH

